







## 使用说明书

- △玻璃为易碎品。请于清洗及使用特别注意。
- △请勿避免让孩童单独使用本产品。此外，请勿在幼儿附近使用，请勿放置在幼儿可以接触到的地方。
- △放入冰块时请微微倾斜瓶身，使冰块缓慢滑入避免对玻璃瓶身造成冲击破裂。

- 初次使用产品前请清洗干净。
- 为防止受伤，请在使用前检查并确保没有裂纹或小缺口。
- 一旦发现玻璃上有裂痕、缺裂及严重刮伤，请勿继续使用，可能会带来意想不到的破损。
- 请不要用金属勺等用力敲打、摩擦玻璃器的内表面。否则可能导致损坏。
- 如有破损，处理时请小心避免受伤。
- 废弃时，请按照当地政府的要求分类。
- 树脂类的零部件请不要放在靠近火源的附近。
- 请勿将饮料倒入瓶身冷冻。若要将热饮放到冰箱冷藏，请先待其冷却后再放入。
- 要倒入热水时请在洗手槽等处进行，以免打翻瓶身造成危险。另外，要拿起移动时，请握紧玻璃瓶身移动。
- 如果向玻璃容器中倒入的是热饮，在倒出之前应冷却到室温。
- 请不要只握盖子移动，玻璃瓶身会因此松脱掉落。
- 倒水时，如果把瓶身过分倾斜，水可能会从注水口以外的地方流出，从而造成从瓶盖的脱落，请务必注意。
- 倒水时，请将瓶身的注水口和盖子的注水口对准，并用手辅助盖子以免掉落。

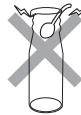
## 保养方法

- △清洗时，请使用柔软海绵和中性洗涤剂。
- △即使是柔软的海绵，如果使用如下图所示会对玻璃造成损伤的去污粉，或者带有研磨粒子的海绵也会造成伤害，有可能导致重大破损，请勿使用。
- 本制品可在洗碗机或干燥机内使用。在使用时，请仔细阅读洗碗机或干燥机的使用说明书。
- 如果玻璃壶很脏，请将“家用漂白剂”稀释后再清洗。这种情况时，请务必遵守“家用漂白剂”的使用注意事项。漂白后请用水充分清洗。
- 清洁玻璃内壁时，请格外小心。像拧毛巾一样用力扭转清洗内壁可能会导致破损和意外受伤。
- 使用家用漂白剂清洁塑料零件时请勿浸泡过长时间，以免塑料耐用性下降。

可以放心使用		请勿使用			
					
海绵	中性洗涤剂	去污粉	含研磨材料的海绵	含研磨材料的尼龙刷	钢刷



裂纹、破裂



切勿敲打



待冷却后再  
通过手柄或  
玻璃瓶身携带



切勿只握住  
硅胶部分  
来拿玻璃瓶

Glass made with  
HARIO Glass®

MADE IN JAPAN

Sustainable materials

HARIO



熱湯用

# FREE POT

## フリーポット

FP-13-TW-MM 説明書 2409

关于产品的咨询处

好璃奥(上海)商贸有限公司

上海市黄浦区茂名南路205号瑞金大厦1512室  
TEL: 021-6473-1333

HARIO (Shanghai) Co., Ltd.

Room.1512, Ruijin Building 205 Maoming  
Road(S), Shanghai 200020 China  
TEL: +86-21-6473-1333

使用说明书

感谢您的购买。为了正确使用本产品，请务必  
阅读本使用说明书。阅读后，请务必妥善保管。

Instruction Manual

Thank you very much for your purchase.  
For directions on how to use the  
product, please be sure to read the  
instruction manual. After reading the  
manual, store it in a safe place.

## Handling precautions

- ⚠ Glass is fragile and may break. Handle carefully during normal use and cleaning.
- ⚠ Adult supervision is required if a child is using this product. Be sure to explain all of the precautions before use. Be extremely careful when using near children. Store out of reach of children.
- ⚠ Please tilt the bottle slightly when putting in the ice cubes so that the ice cubes slide in slowly to avoid cracking the glass bottle by impact.

- Wash the product before using for the first time.
- To prevent injury, make sure there are no cracks or chips prior to use.
- Do not use the product if it is cracked, broken, or heavily scratched as it may break unexpectedly.
- Do not strike or scrape the inside of the glass container with a metal spoon. Doing so may damage the product.
- If the product becomes damaged, please handle any broken pieces with care.
- Follow local rules on garbage disposal when disposing of this product.
- Do not place resin components near open flames.
- Do not freeze this product when it contains liquid. Allow the product to cool before placing in the refrigerator.
- Always place on a draining board, etc. when pouring in hot liquid, as hot liquid can be dangerous if spilled. Also make sure the product has fully cooled before carrying by the glass.
- Let any hot beverages put into the glass bottle cool down to room temperature before pouring.
- Never carry the pot simply by holding the silicone part. Doing so may result in the glass section separating and falling.
- When pouring water, if you tilt the bottle too much, water may flow out from places other than the filler neck, causing it to come off from the cap, so be sure to pay attention to this.
- When pouring, align the filler of the bottle with the filler of the lid and assist the lid with your hand to avoid dropping it.



Crack, Chip



Don't strike



Allow to cool before carrying with the glass









Never carry the bottle by holding the silicone part

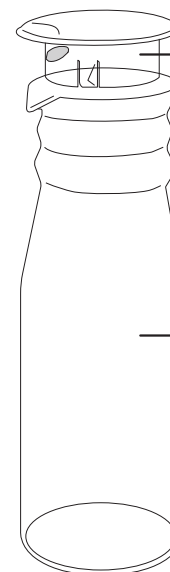
## Product care

- ⚠ Use a soft sponge and neutral detergent to clean this product.
- ⚠ Do not use cleansers or sponges that contain abrasives, as doing so may scratch the glass.

- This product is dishwasher safe. Be sure to read the instruction manual provided with your dishwasher before use.
- If the glass is particularly dirty, use a diluted household bleach. Be sure to read the handling precautions of the household bleach thoroughly. Rinse thoroughly with water after bleaching.
- Please take extra care when cleaning the inner side of the glass. Washing the inner side forcefully with a twisting motion as if wringing a towel can cause breakage and unexpected injury.
- Do not soak the plastic filter in household bleach for long periods of time, as doing so will reduce the durability of the plastic.

Compatible		Incompatible			
					
Sponge	Neutral detergent	Cleanser	Abrasive sponge	Nylon abrasive scrubbing brush	Steel scrubbing brush

## 材质标识/Material guide



盖子/Lid:

聚丙烯 (耐热温度120°)

Polypropylene

(Heat resistance temperature 120°C)

玻璃瓶身/Glass bottle:

耐热玻璃 (耐热温差120°)

Heatproof glass

(Heat resistance temperature difference 120°C)

日本制/MADE IN JAPAN